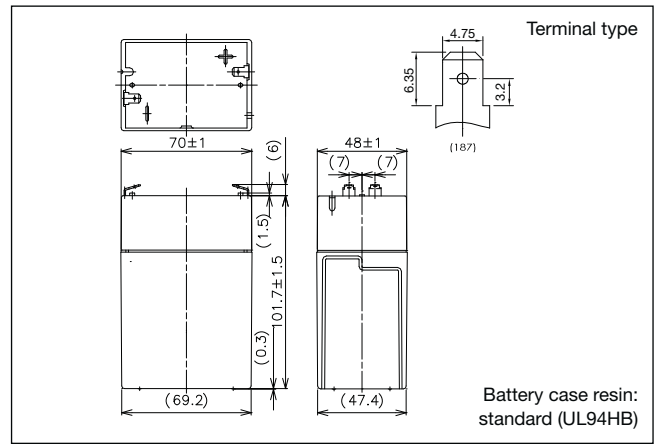


LC-R064R5P*1

For main and standby power supplies.
Expected trickle design life: 6 – 9 years at 20°C according to Eurobat.



Dimensions (mm)



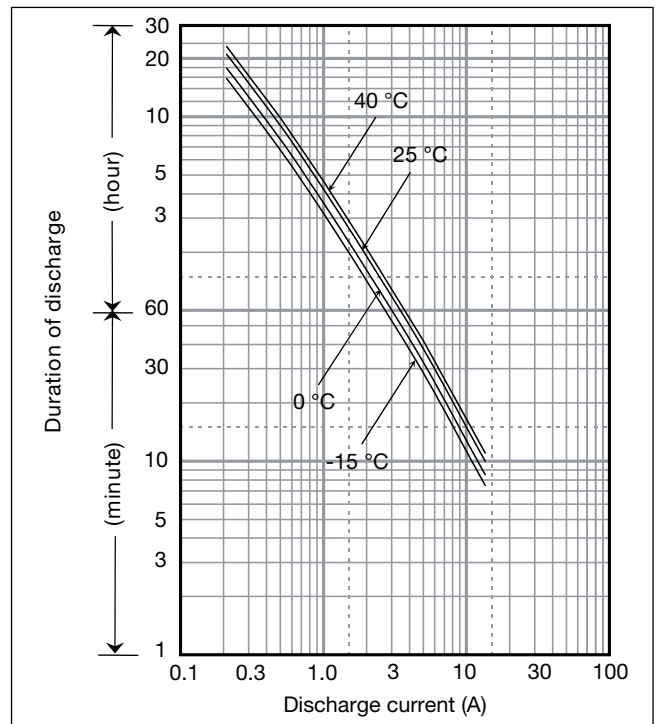
Specifications

Nominal voltage	6V	
Nominal capacity (20 hour rate)	4.5Ah	
Dimensions	Length	70mm
	Width	48mm
	Height	102mm
	Total Height	108mm
Approx. mass	0.72kg	
Terminal	Faston 187	

Characteristics

Capacity (25°C)	20 hour rate	4.5Ah
	10 hour rate	4.0Ah
	5 hour rate	3.6Ah
	1 hour rate	2.8Ah
Internal resistance	Fully charged battery (25°C)	20mΩ
Temperature dependency of capacity (20 hour rate)	40°C	102%
	25°C	100%
	0°C	85%
	-15°C	65%
Self discharge (25°C)	After 3 months	91%
	After 6 months	82%
	After 12 months	64%

Duration of discharge vs Discharge current



Watt Table

(Wattage/Battery)

Cut-off V	3min	5min	10min	15min	20min	30min	45min	1h	1.5h	2h	3h	4h	5h	6h	10h	20h	24h
4.8V	135	107	69.7	53.2	44.6	33.3	23.5	18.8	12.9	9.99	7.44	5.71	4.72	3.79	2.51	1.36	1.136
4.95V	125	100	68.3	52.8	43.9	32.9	23.3	18.8	12.7	9.92	7.40	5.68	4.68	3.78	2.50	1.36	1.133
5.1V	116	94	66.5	51.8	43.1	32.5	23.1	18.4	12.4	9.66	7.33	5.64	4.64	3.75	2.48	1.35	1.129
5.25V	103	84	61.6	48.2	41.0	31.8	22.7	18.0	12.1	9.32	7.21	5.60	4.60	3.70	2.46	1.35	1.125
5.4V	87	74	55.0	44.9	39.9	30.7	22.4	17.7	11.8	8.88	7.07	5.53	4.49	3.64	2.44	1.34	1.118

Ampere Table

(Ampere/Battery)

Cut-off V	3min	5min	10min	15min	20min	30min	45min	1h	1.5h	2h	3h	4h	5h	6h	10h	20h	24h
4.8V	24.3	19.13	12.44	9.25	7.69	5.69	4.00	3.19	2.19	1.69	1.25	0.956	0.788	0.633	0.419	0.227	0.189
4.95V	22.6	17.94	12.19	9.19	7.56	5.63	3.98	3.19	2.14	1.68	1.24	0.950	0.781	0.630	0.417	0.226	0.189
5.1V	20.8	16.81	11.88	9.00	7.44	5.56	3.94	3.13	2.10	1.63	1.23	0.944	0.775	0.625	0.413	0.226	0.188
5.25V	18.5	15.06	11.00	8.38	7.06	5.44	3.88	3.06	2.06	1.58	1.21	0.938	0.769	0.618	0.411	0.225	0.188
5.4V	15.6	13.31	9.81	7.81	6.88	5.25	3.81	3.00	2.00	1.50	1.19	0.925	0.750	0.608	0.406	0.224	0.186

*1 This battery is also available with a flame retardant battery case resin (UL94 V-0).

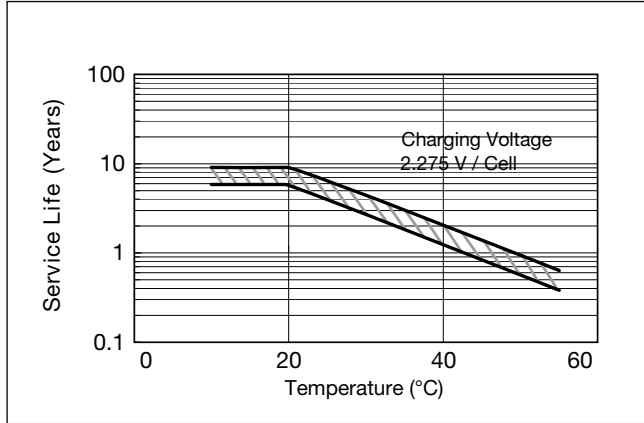
Charging Method

Trickle use Control voltage: 6.8 - 6.9V; Initial current: 0.675A or smaller

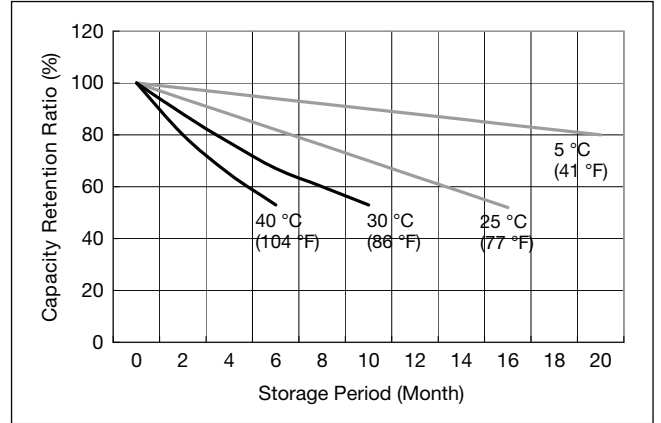
Cut off voltage

Discharge current	0.225 A - 0.9A	0.9A - 2.25A	2.25A - 4.5A	4.5A - 9A	9A - 13.5A
Cut off voltage (V)	5.25	5.1	4.95	4.65	4.35

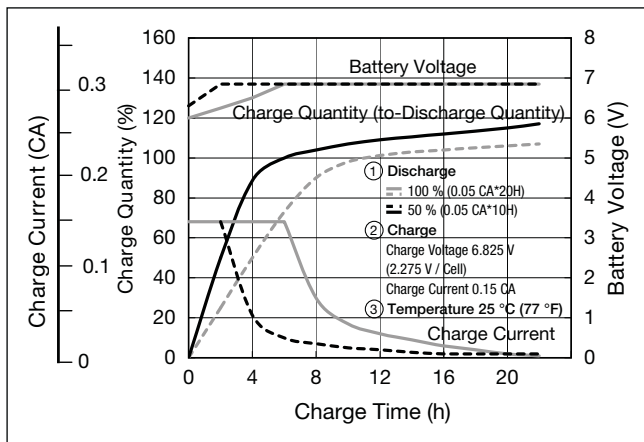
Influence of Temperature on Trickle life



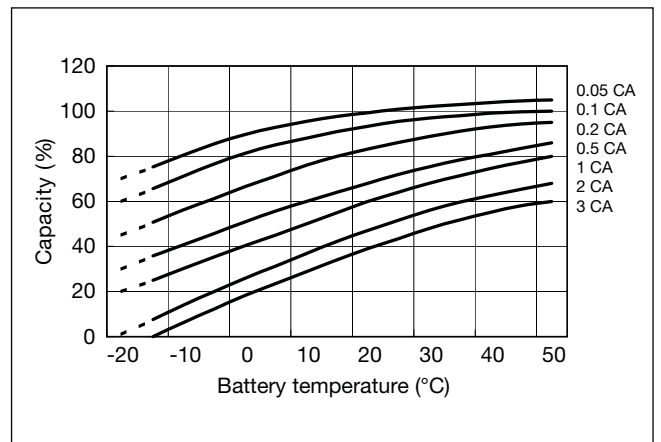
Residual capacity vs storage period



Constant-voltage and constant-current charge characteristics for Trickle use



Discharge capacity by temperature and by discharge current



Discharge characteristics

