



Yuasa Technisches Datenblatt

Yuasa YBX7027 - YBX7000 EFB Start Stop Plus Batterien

* Due to unprecedented demand following the easing of COVID-19 lockdown measures, this product may be supplied without a state of charge indicator and not conform to the level of roll over protection advertised. Product performance and quality are not affected by this. Please check battery labels for specification details.

Leistung

Spannung 12V
 Kapazität 20 Std (vorgegeben) 65Ah
 Kaltstartstrom (A) EN1 600A

Abmessungen

Länge 242mm
 Breite 175mm
 Höhe 190mm

Maße und Gewichte

Durchschnittliches Gewicht inkl. Säure 16.6kg



Gehäuseeigenschaften

Gehäusotyp L2 DIN EFB
 Anschlusspol Typ T1
 Batteriehalter B3
 Ladezustandsanzeige ✓
 Tragegriffe ✓
 Entgasung ✓
 Deckeltyp SMF doppelwandige Deckelkonstruktion

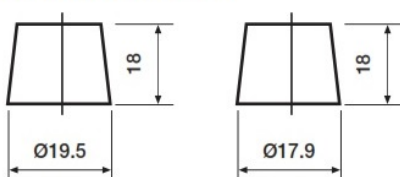
Technologie

Flammschutz ✓
 Technologie Ca/Ca
 Adskiller PE
 VDA Überschlagentest ✓
 Empfohlener Ladestrom 4A
 Performance Marking W3-C2-V3-M1

Anschlusspol Typ

T1

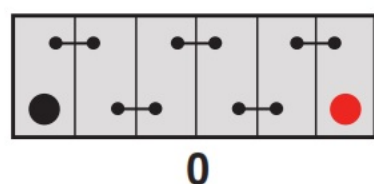
Standard DIN Post



Positive Terminal

Negative Terminal

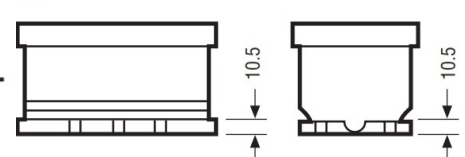
Zellenanordnung



0

Batteriehalter

B3



Datenblatt erstellt am 08/09/2020 - E&EO



Yuasa Technical Data Sheet

* Due to unprecedented demand following the easing of COVID-19 lockdown measures, this product may be supplied without a state of charge indicator and not conform to the level of roll over protection advertised. Product performance and quality are not affected by this. Please check battery labels for specification details.

Yuasa YBX7027 - YBX7000 EFB Start Stop Plus Batteries

Performance

Voltage	12V
Capacity (20-hour)	65Ah
Cold Cranking Amps (EN1)	600A

Dimensions

Length	242mm
Width	175mm
Height	190mm

Weights & Measures

Mean Weight with Acid	16.6kg
-----------------------	--------



Container Features

Case Type	L2 DIN EFB
Terminal Type	T1
Hold Down	B3
State of Charge Indicator	✓
Handles	✓
End Venting	✓
Lid Type	SMF Double Lid

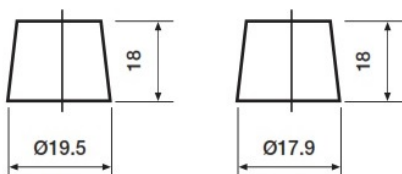
Technology

Flame Arrestor Technology	✓
Separator	Ca/Ca
VDA Roll Over Test	PE
Recommended Charge Rate	✓
Performance Marking	4A
	W3-C2-V3-M1

Terminal Type

T1

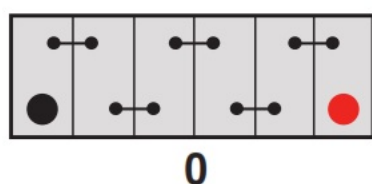
Standard DIN Post



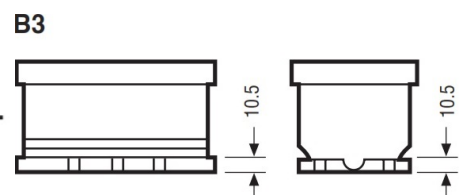
Positive Terminal

Negative Terminal

Cell Assembly Layout



Battery Hold-down



Data Sheet generated on 08/09/2020 - E&OE