



Yuasa Technisches Datenblatt

Yuasa YBX3075 - YBX3000 SMF Batterien

Leistung

| | |
|-------------------------------|------|
| Spannung | 12V |
| Kapazität 20 Std (vorgegeben) | 60Ah |
| Kaltstartstrom (A) EN1 | 550A |

Abmessungen

| | |
|--------|-------|
| Länge | 243mm |
| Breite | 175mm |
| Höhe | 175mm |

Maße und Gewichte

| | |
|--|--------|
| Durchschnittliches Gewicht inkl. Säure | 13.9kg |
| Gewicht (trocken) | - |
| Säure Volumen | - |



Gehäuseeigenschaften

| | |
|-----------------------------|--------------------------------------|
| Gehäusotyp | LB2 DIN |
| Batteriehalter | B3/B4 |
| Ladezustandsanzeige | ✓ |
| Tragegriffe | ✓ |
| Entgasung | ✓ |
| Semi Traktionseigenschaften | - |
| Deckel Typ | SMF doppelwandige Deckelkonstruktion |

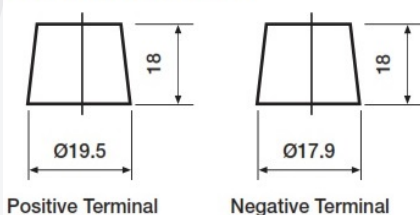
Technologie

| | |
|-------------------|-------|
| Flammschutz | ✓ |
| Technologie | Ca/Ca |
| Separator | PE |
| VDA Überroll Test | ✓ |
| Ladestrom | 4A |

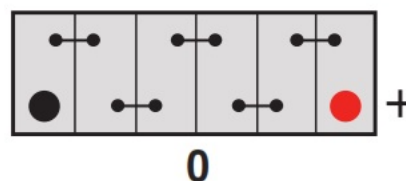
Anschlusspol Typ

T1

Standard DIN Post

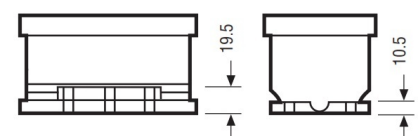


Zellenanordnung



Batteriehalter

B3/B4 (B3 with Hold-Down adaptor)



Ausstellungsdatum: 23/01/2019 - E&EO



Yuasa Technical Data Sheet

Yuasa YBX3075 - YBX3000 SMF Batteries

Performance

| | |
|--------------------------|------|
| Voltage | 12V |
| Capacity (20-hour) | 60Ah |
| Cold Cranking Amps (EN1) | 550A |

Dimensions

| | |
|--------|-------|
| Length | 243mm |
| Width | 175mm |
| Height | 175mm |

Weights & Measures

| | |
|-----------------------|--------|
| Mean Weight with Acid | 13.9kg |
| Dry Weight | - |
| Acid Volume | - |



Container Features

| | |
|---------------------------|----------------|
| Case Type | LB2 DIN |
| Hold Down | B3/B4 |
| State of Charge Indicator | ✓ |
| Handles | ✓ |
| End Venting | ✓ |
| Semi-Traction Features | - |
| Lid Type | SMF Double Lid |

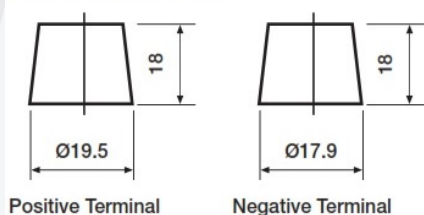
Technology

| | |
|-------------------------|-------|
| Flame Arrestor | ✓ |
| Technology | Ca/Ca |
| Separator | PE |
| VDA Roll Over Test | ✓ |
| Recommended Charge Rate | 4A |

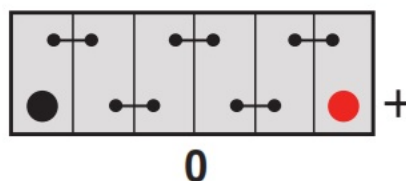
Terminal Type

T1

Standard DIN Post

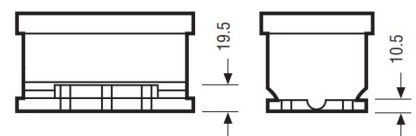


Cell Assembly Layout



Battery Hold-down

B3/B4 (B3 with Hold-Down adaptor)



Data Sheet generated on 23/01/2019 - E&OE