



## Yuasa Technisches Datenblatt

### Yuasa YBX3014 - YBX3000 SMF Batterien

\* Due to unprecedented demand following the easing of COVID-19 lockdown measures, this product may be supplied without a state of charge indicator and not conform to the level of roll over protection advertised. Product performance and quality are not affected by this. Please check battery labels for specification details.

#### Leistung

Spannung	12V
Kapazität 20 Std (vorgegeben)	60Ah
Kaltstartstrom (A) EN1	500A

#### Abmessungen

Länge	232mm
Breite	175mm
Höhe	225mm

#### Maße und Gewichte

Durchschnittliches Gewicht inkl. Säure	15.5kg
--	--------



#### Gehäuseeigenschaften

Gehäusotyp	JIS D23
Zellenanordnung	1
Batteriehälter	N
Ladezustandsanzeige	✓
Tragegriffe	✓
Entgasung	✓
Deckeltyp	SMF doppelwandige Deckelkonstruktion

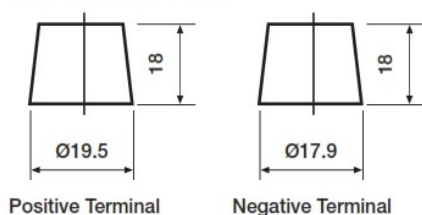
#### Technologie

Flammschutz	✓
Technologie	Ca/Ca
Adskiller	PE
VDA Überschlagentest	✓
Empfohlener Ladestrom	4A
Performance Marking	W3-C2-V2-E1

#### Anschlusspol Typ

##### T1

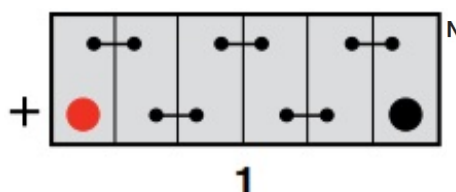
Standard DIN Post



Positive Terminal

Negative Terminal

#### Zellenanordnung



1

#### Batteriehälter



Datenblatt erstellt am 16/09/2024 - E&EO



## Yuasa Technical Data Sheet

### Yuasa YBX3014 - YBX3000 SMF Batteries

\* Due to unprecedented demand following the easing of COVID-19 lockdown measures, this product may be supplied without a state of charge indicator and not conform to the level of roll over protection advertised. Product performance and quality are not affected by this. Please check battery labels for specification details.

#### Performance

Voltage	12V
Capacity (20-hour)	60Ah
Cold Cranking Amps (EN1)	500A

#### Dimensions

Length	232mm
Width	175mm
Height	225mm

#### Weights & Measures

Mean Weight with Acid	15.5kg
-----------------------	--------



#### Container Features

Case Type	JIS D23
Cell Layout	1
Hold Down	N
State of Charge Indicator	✓
Handles	✓
End Venting	✓
Lid Type	SMF Double Lid

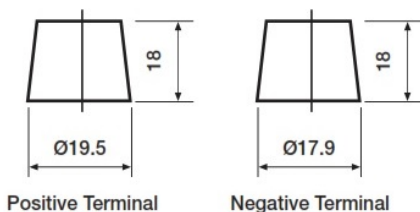
#### Technology

Flame Arrestor Technology	✓
Separator	Ca/Ca
VDA Roll Over Test	PE
Recommended Charge Rate	✓
Performance Marking	4A
	W3-C2-V2-E1

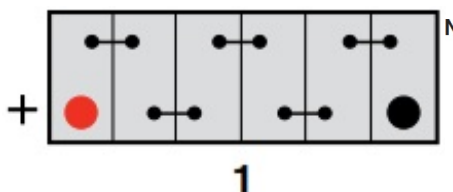
#### Terminal Type

##### T1

Standard DIN Post



#### Cell Assembly Layout



#### Battery Hold-down



Data Sheet generated on 16/09/2024 - E&OE